

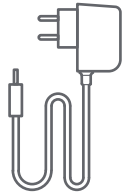
Qué hay en la caja




Mi Box S



Mando a distancia por voz



Adaptador de corriente



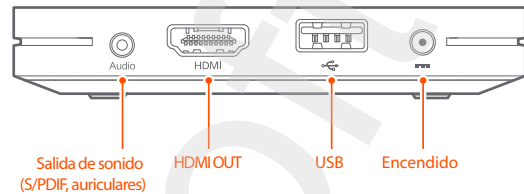
Cable HDMI

— 04 —

Guía de instalación

Cable HDMI
Conectar el cable
HDMI a la TV

Adaptador de corriente
100-240 V CC
50/60 Hz



Salida de sonido
(S/PDIF, auriculares)

HDMI OUT

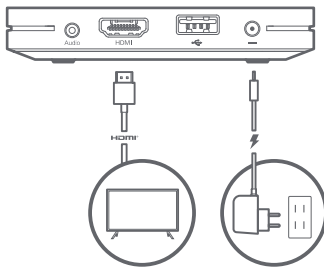
USB

Encendido


Manufactured under license from Dolby Laboratories. Dolby, Dolby Audio and the double-D symbol are trademarks of Dolby Laboratories.

— 05 —

1 Conectar Mi Box S a la TV



2 Conectarse al Wi-Fi



— 06 —

Contenuto della confezione




Mi Box S



Telecomando vocale



Alimentatore



Cavo HDMI

— 07 —

Guida all'installazione

Cavo HDMI
Collega il cavo
HDMI al TV

Alimentatore
100-240 V CA
50/60 Hz



USCITA audio
(S/PDIF, cuffie)

USCITA HDMI

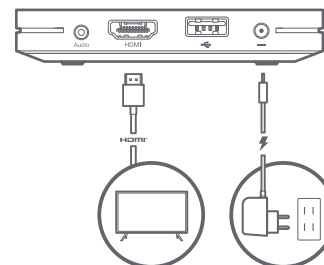
USB

Alimentazione

Manufactured under license from Dolby Laboratories. Dolby, Dolby Audio and the double-D symbol are trademarks of Dolby Laboratories.

— 08 —

1 Collega Mi Box S al TV

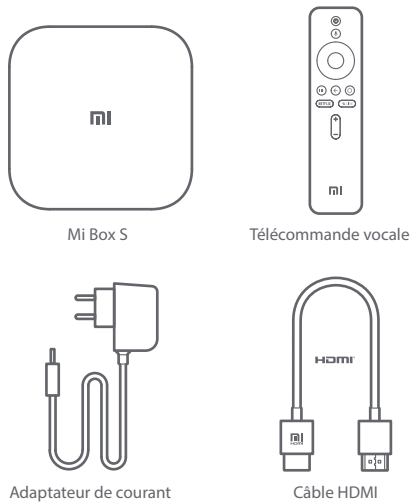


2 Connettilo a una rete Wi-Fi



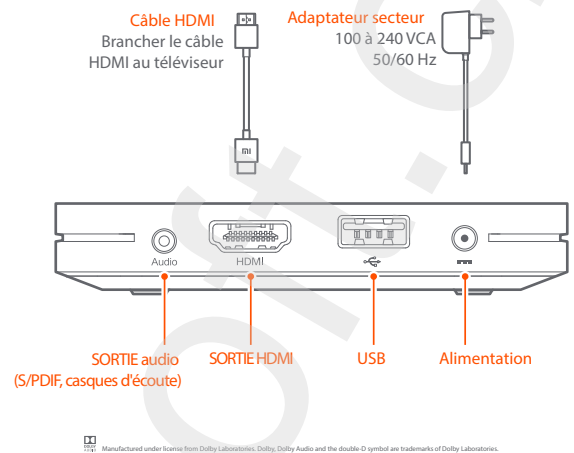
— 09 —

Contenu de la boîte



— 10 —

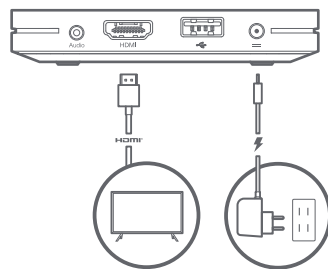
Guide d'installation



Manufactured under license from Dolby Laboratories. Dolby, Dolby Audio and the double-D symbol are trademarks of Dolby Laboratories.

— 11 —

1 Brancher Mi Box S au téléviseur

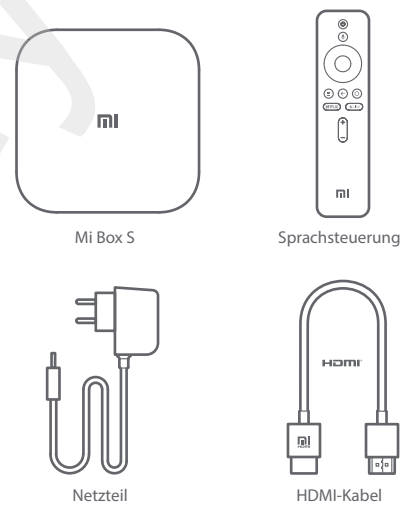


2 Se connecter au Wi-Fi



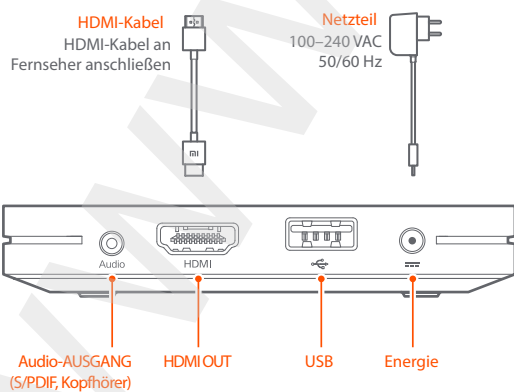
— 12 —

Kartoninhalt



— 13 —

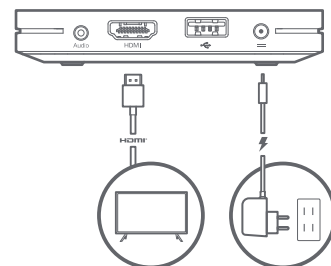
Installationsanleitung



Manufactured under license from Dolby Laboratories. Dolby, Dolby Audio and the double-D symbol are trademarks of Dolby Laboratories.

— 14 —

1 Mi Box S an Fernseher anschließen



2 Mit WLAN verbinden



— 15 —

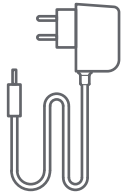
Комплектация



Mi Box S



Пульт ДУ с голосовым управлением



Адаптер питания



Кабель HDMI


— 16 —

Руководство по установке

Кабель HDMI
Подключите кабель HDMI к телевизору



Адаптер питания
100–240 В пер. тока
50/60 Гц



Аудиовыход
(S/PDIF, наушники)

Выход HDMI

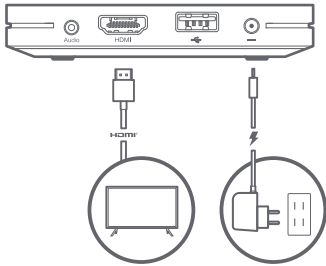
USB

Питание

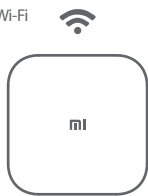
Manufactured under license from Dolby Laboratories. Dolby, Dolby Audio and the double-D symbol are trademarks of Dolby Laboratories.

— 17 —

1 Подключите Mi Box S к телевизору



2 Подключитесь к сети Wi-Fi



— 18 —

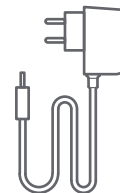
Co jest w opakowaniu




Mi Box S



Пилот дальнего
стерования звуком



Zasilacz



Kabel HDMI

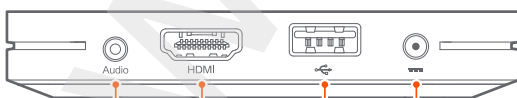
— 19 —

Przewodnik instalacji

Кабель HDMI
Подłącz кабель HDMI
do telewizora



Zasilacz
100–240 V AC
50/60 Hz



Wyjście audio
(S/PDIF, słuchawki)

Wyjście HDMI

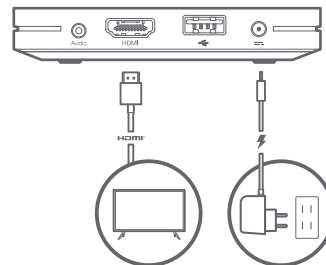
USB

Zasilanie

Manufactured under license from Dolby Laboratories. Dolby, Dolby Audio and the double-D symbol are trademarks of Dolby Laboratories.

— 20 —

1 Podłącz Mi Box S do telewizora



2 Podłącz do Wi-Fi



— 21 —

A csomag tartalma




Mi Box 5



Hangvezérlés



Tápegység



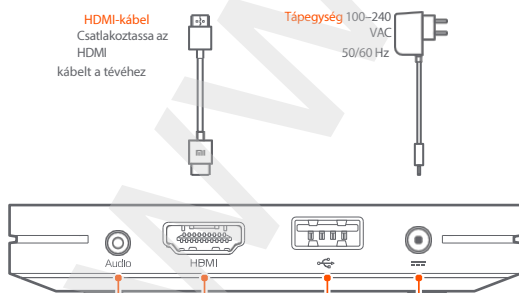
HDMI kábel

— 01 —

Telepítési útmutató

HDMI-kábel
Csatlakoztassa az HDMI kábelt a tévéhez.

Tápegység 100-240 VAC
50/60 Hz



Audio kimenet (S/PDIF, fejhallgató)

HDMI kimenet

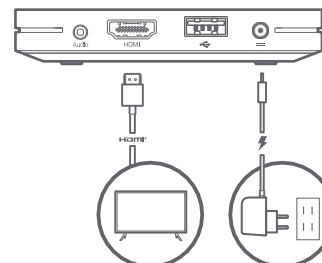
USB

Tápellátás

© 2018 A termék a Dolby Laboratories kereskedelmi márkája. A Dolby a Dolby Audio és a keretes D szimbólum a Dolby Laboratories védjegye.

— 02 —

- 1 Csatlakoztassa a Mi Box 5-t a tévéhez



- 2 Csatlakoztassa a készüléket a Wi-Fi-hez



— 03 —

Conținutul pachetului




Mi Box S



Comandă vocală



Adaptor de alimentare



Cablu HDMI

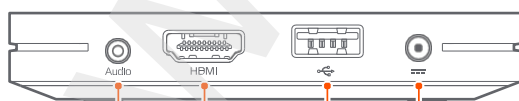
— 01 —

Ghid de instalare

Cablu HDMI
Conectați cablul HDMI la televizor



Adaptor de alimentare
100-240 VAC
50/60 Hz



ieșire audio (S/PDIF, căști)

ieșire HDMI

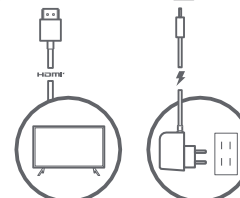
USB

Alimentare

Productul este fabricat sub licența Dolby Laboratories. Dolby, Dolby Audio și simbolul cu două cercuri sunt mărci comerciale ale Dolby Laboratories.

— 02 —

1 Conectați Mi Box S la televizor



2 Conectați dispozitivul la Wi-Fi



— 03 —

Съдържание на опаковката



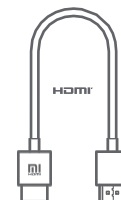
Mi Box S



Гласово управление



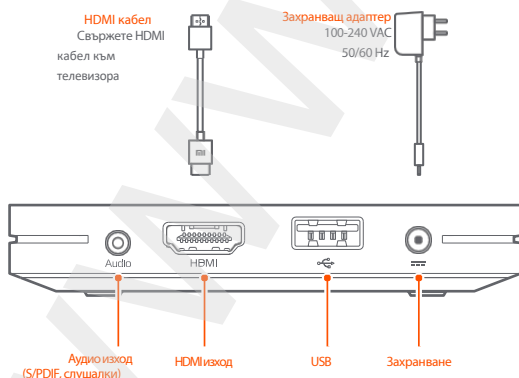
Захранващ адаптер



HDMI кабел

— 01 —

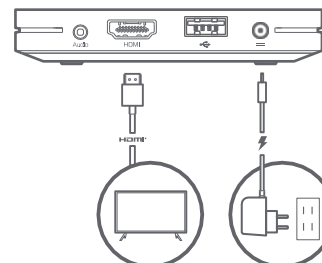
Инструкция за инсталиране



Продуктите и услугите по надпис на Dolby Laboratories: Dolby, Dolby Audio и символи с логото DTS са търговски марки на Dolby Laboratories.

— 02 —

1. Свържете Mi Box S с телевизора



2. Свържете устройството с Wi-Fi



— 03 —

Package Contents



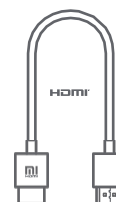
Mi Box S



Voice control



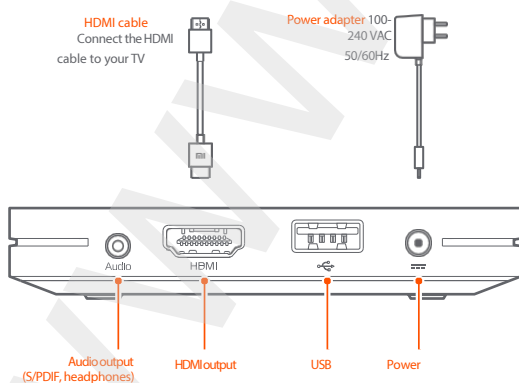
Power adapter



HDMI cable

— 01 —

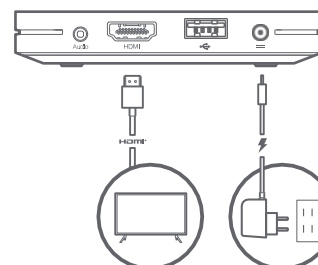
Installation Guide



TM This product was manufactured under license from Dolby Laboratories. Dolby, Dolby Audio, and the double-D symbol are trademarks of Dolby Laboratories.

— 02 —

- 1 Connect the Mi Box S to your TV



- 2 Connect the device to Wi-Fi



— 03 —

Vsebina paketa



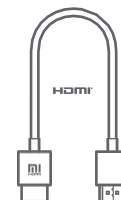
Mi Box S



Glasovno upravljanje



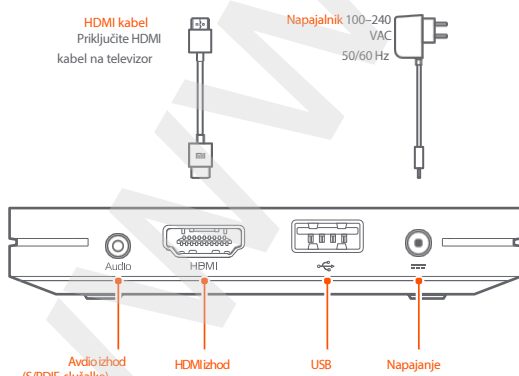
Napajalnik



HDMI kabel

— 01 —

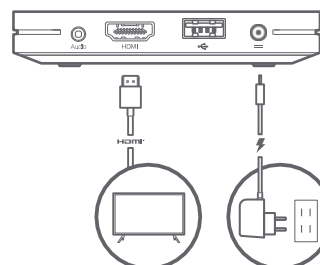
Navodila za namestitvev



MI izdelek je bil izdelan na podlagi licence Dolby Laboratories. Dolby, Dolby Audio in simbol dvoblaznega D so blagovne znamke Dolby Laboratories.

— 02 —

- 1 Povežite Mi Box S s televizorjem



- 2 Povežite napravo z Wi-Fi



— 03 —

Sadržaj kutije




Mi Box S



Glasovna kontrola



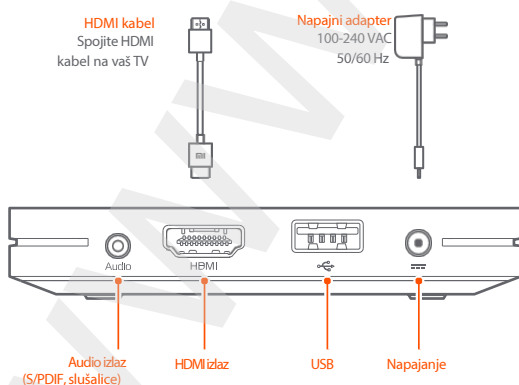
Napajanje



HDMI kabel

— 01 —

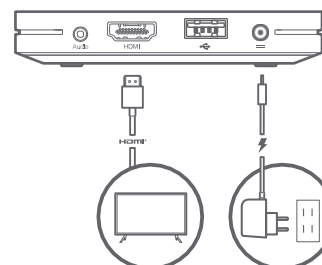
Vodič za instalaciju



TM i drugi prava su predviđena pod licencom tvrtke Dolby Laboratories. Dolby, Dolby Audio i logotipi i dizajnerski D zaštitni su znakovi tvrtke Dolby Laboratories.

— 02 —

- 1 Povežite Mi Box S na svoj TV



- 2 Povežite uređaj na Wi-Fi



— 03 —